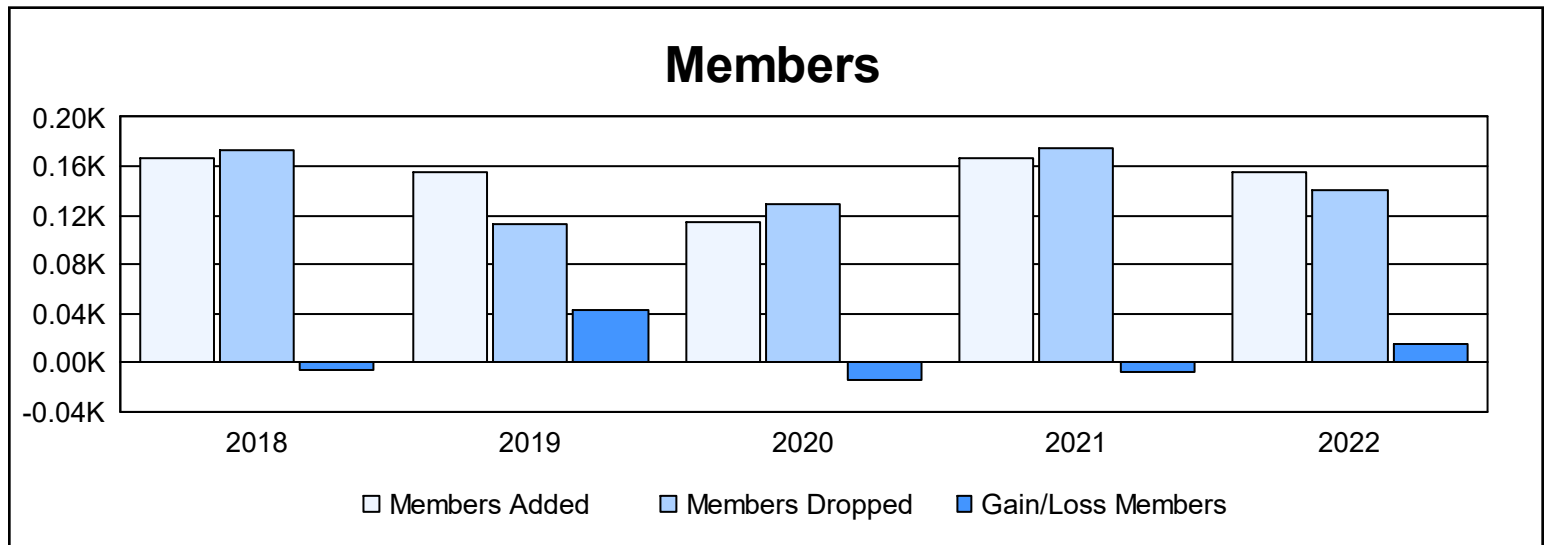
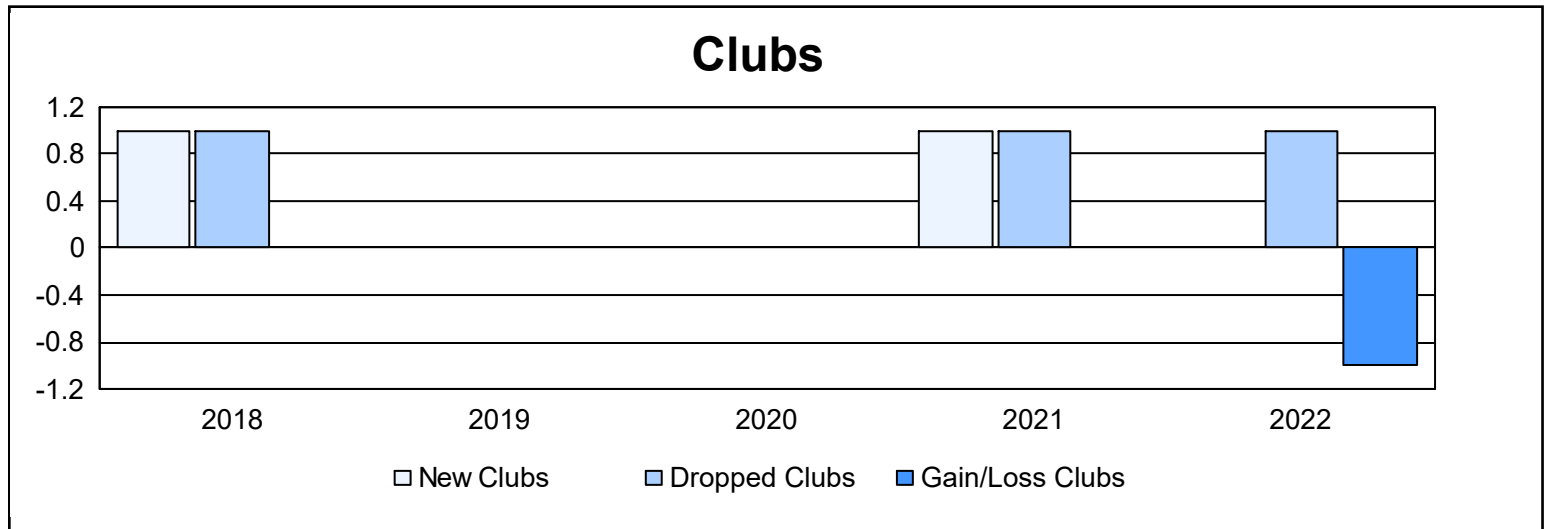
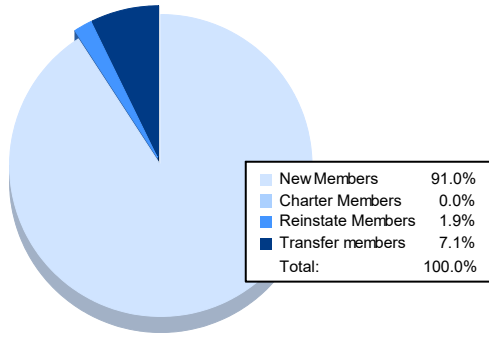


| Year | New Clubs | Dropped Clubs | Gain/ Loss Clubs | New Members | Charter Members | Reinstate Members | Transfer Members | Total Member Added | Total Members Dropped | Gain/ Loss Members |
|----------------|-----------|---------------|------------------|-------------|-----------------|-------------------|------------------|--------------------|-----------------------|--------------------|
| 2017-2018 | 1 | 1 | 0 | 137 | 23 | 2 | 5 | 167 | 173 | -6 |
| 2018-2019 | 0 | 0 | 0 | 147 | 0 | 0 | 8 | 155 | 113 | 42 |
| 2019-2020 | 0 | 0 | 0 | 110 | 0 | 1 | 4 | 115 | 129 | -14 |
| 2020-2021 | 1 | 1 | 0 | 76 | 20 | 1 | 70 | 167 | 174 | -7 |
| 2021-2022 | 0 | 1 | -1 | 141 | 0 | 3 | 11 | 155 | 140 | 15 |
| Average | 0 | 1 | 0 | 122 | 9 | 1 | 20 | 152 | 146 | 6 |



Membership Composition June 2022 Cumulative



Gender Composition June 2022 Cumulative

